

Annexure-A Form No. MGT-9

EXTRACT OF ANNUAL RETURN

As on the financial year ended on 31st March, 2016

[Pursuant to section 92(3) of the Companies Act, 2013 and rule 12(1) of the Companies (Management and Administration) Rules, 2014]

I. REGISTRATION AND OTHER DETAILS

i) CIN	L17124MP1991PLC006324
ii) Registration Date	19/03/1991
iii) Name of the Company	MID INDIA INDUSTRIES LIMITED
iv) Category / Sub-Category of the Company	Public Company limited by shares/Indian Non-government Company
v) Address of the Registered office and contact details	Textile Mill Area, Station Road, Mandsaur (M.P.)-458001 Tel.: 07422 234999, 405139 Fax: 07422 234374 Email id: csmidindia@gmail.com website: www.midindiaindustries.com
vi) Whether listed company Yes / No	Yes
vii) Name, Address and Contact details of Registrar and Transfer Agent, if any	Ankit Consultancy Pvt. Ltd. 60, Electronic Complex, Pardeshipura, Indore- 452010 (M.P) Tel.: 0731-3198601-602, 2551745-46 Fax: 0731-4065798

II. PRINCIPAL BUSINESS ACTIVITIES OF THE COMPANY

All the business activities contributing 10 % or more of the total turnover of the company shall be stated:

Sl. No.	Name and Description of Main Products/Services	NIC Code of The Product/service	% total turnover of the company
1.	Preparation and spinning of cotton fiber including blended cotton	17111 - Division 17 Manufacture of textiles	100%

*As per national industrial classification (NIC code 2008)

III. PARTICULARS OF HOLDING, SUBSIDIARY AND ASSOCIATE COMPANIES

Sl. No.	Name and Address of the Company	CIN/GLN	Holding/Subsidiary /Associate	% of shares held	Applicable Section
NIL					



Mid India Industries Limited

IV. SHARE HOLDING PATTERN (Equity Share Capital Breakup as percentage of Total Equity)**i) Category-wise Share Holding**

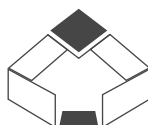
Category of Shareholders	No. of Shares held at the beginning of the year (As on 01st April 2015)				No. of Shares held at the end of the year (As on 31st March, 2016)				% Change during the year
	Demat	Physical	Total	% of Total Shares	Demat	Physical	Total	% of Total Shares	
A. Promoter s									
(1) Indian									
a) Individual/ HUF	6353394	0	6353394	38.98%	6353156	0	6353156	38.98%	0.00%
b) Central Govt									
c) State Govt(s)									
d) Bodies Corp.	1446500	0	1446500	8.87%	1446500	0	1446500	8.87%	0.00%
e) Banks / FI									
f) Any Other									
Sub-total (A) (1):-	7799894	0	7799894	47.85%	7799656	0	7799656	47.85%	0.00%
(2) Foreign									
a) NRIs-Individuals									
b) Other-Individuals									
c) Bodies Corp.									
d) Banks / FI									
e) Any Other									
Sub-total (A) (2):-	0	0	0	0	0	0	0	0	0
Total shareholding of Promoter (A) = (A)(1)+(A)(2)	7799894	0	7799894	47.85%	7799656	0	7799656	47.85%	0.00%
B. Public Shareholding									
1. Institutions									
a) Mutual Funds									
b) Banks / FI	300	40600	40900	0.25%	200	40600	40800	0.25%	0.00%
c) Central Govt									
d) State Govt(s)	0	500000	500000	3.07%	0	500000	500000	3.07%	0.00%
e) Venture Capital Funds									
f) Insurance Companies									
g) FIIs									
h) Foreign Venture Capital Funds									
i) Others (specify)									
Sub-total (B)(1):-	300	540600	540900	3.32%	200	540600	540800	3.32%	0



2. Non-Institutions									
a) Bodies Corp.									
i) Indian	192746	429200	621946	3.82%	191190	411200	602390	3.70%	(0.12%)
ii) Overseas									
b) Individuals									
I) Individual shareholders holding nominal share capital upto Rs. 1 lakh	1373226	4055970	5429196	33.31%	1360226	4046470	5406696	33.17%	(0.14%)
ii) Individual shareholders holding nominal share capital in excess of Rs 1 lakh	557655	680100	1237755	7.59%	584758	697500	1282258	7.87%	0.27%
c) Others (NRI & OCB)	74800	595500	670300	4.11%	74900	593300	668200	4.10%	(0.01%)
d) Clearing Member	9	0	9	0.0%	0	0	0	0.0%	0.00%
Sub-total (B)(2):-	2198436	5760770	7959206	48.83%	2211074	5748470	7959544	48.83%	0.00%
Total Public Shareholding (B)= (B)(1)+ (B)(2)	2198736	6301370	8500106	52.15%	2211274	6289070	8500344	52.15%	0.00%
C. Shares held by Custodian for GDRs & ADRs	0	0	0	0	0	0	0	0	0
Grand Total (A+B+C)	9998630	6301370	16300000	100	10010930	6289070	16300000	100	0

(ii) Shareholding of Promoters

S. No.	Shareholder's Name	Shareholding at the beginning of the year			Share holding at the end of the year			% change in share holding during the year
		No. of Shares	% of total Shares of the company	% of Shares Pledged / encumbered to total shares	No. of Shares	% of total Shares of the company	% of Shares Pledged / encumbered to total shares	
1	Ranchhod Prasad Laxmi narayan Ganediwal HUF	3757300	23.05	0	3757300	23.05	0	0
2	Ganediwal Finance & Leasing Pvt. Ltd.	1173000	7.20	0	1173000	7.20	0	0
3	Ranchhod Prasad Ganediwal	901414	5.53	0	901676	5.54	0	0.01
4	Pradeep Ganediwal	695000	4.26	0	695000	4.26	0	0
5	Pradyumn Ganediwal	516130	3.17	0	515630	3.16	0	(0.01%)
6	Indira Ganediwal	300000	1.84	0	300000	1.84	0	0
7	Mid India International Limited	273500	1.68	0	273500	1.68	0	0

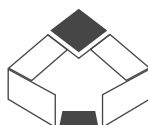


8	Priti Ganediwal	95000	0.58	0	95000	0.58	0	0
9	Sushila Devi Ganediwal	50000	0.31	0	50000	0.31	0	0
10	Krishna Das Agrawal	12900	0.08	0	12900	0.08	0	0
11	Nirmal Agrawal	11200	0.07	0	11200	0.07	0	0
12	Kanta Bai Agrawal	10000	0.06	0	10000	0.06	0	0
13	Ritu Agrawal	4400	0.03	0	4400	0.03	0	0
14	Shankar Prasad Mansinghka	50	0.00	0	50	0.00	0	0
	Total	7799894	47.85%	0	7799656	47.85	0	0.00

(iii) Change in Promoters' Shareholding (please specify, if there is no change)

S. No.		Shareholding at the beginning of the year		Cumulative Shareholding during the year	
		No. of shares	% of total shares of the company	No. of shares	% of total shares of the company
	At the beginning of the year	7799894	47.85	7799894	47.85
	Date wise Increase / Decrease in Promoters Share holding during the year specifying the reasons for increase/ decrease (e.g. allotment / transfer / bonus/ sweat equity etc): (As per changes given below)	(As per changes given below)	(As per changes given below)	7799656	47.85
	At the End of the year	7799656	47.85	7799656	47.85
1	Pradyumn Ganediwal	Shareholding at the beginning of the year		Cumulative Shareholding during the year	
		No. of shares	% of total shares of the company	No. of shares	% of total shares of the company
	At the beginning of the year	516130	3.17	516130	3.17
	Transfer as on 19.08.2015	(500)	(0.01)	515630	3.16
	At the end of the year	515630	3.16	515630	3.16
2	Ranchhod Prasad Ganediwal	Shareholding at the beginning of the year		Cumulative Shareholding during the year	
		No. of shares	% of total shares of the company	No. of shares	% of total shares of the company
	At the beginning of the year	901414	5.53	901414	5.53
	Transfer as on 19.08.2015	262	0.01	901676	5.54
	At the end of the year	901676	5.54	901676	5.54

Except this change there is no change in promoter's shareholding during the financial year.

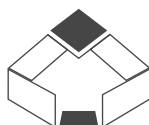


(iv) Shareholding Pattern of top ten Shareholders (other than Directors, Promoters and Holders of GDRs and ADRs):

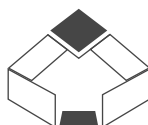
S. No.	For Each of the Top 10 Shareholders	Shareholding at the beginning of the year		Cumulative Shareholding during the year	
		No. of shares	% of total shares of the company	No. of shares	% of total shares of the company
1	Madhya Pradesh Audyogik Vikas Nigam At the beginning of the year	500000	3.07%	500000	3.07%
	Date wise Increase / Decrease in Share holding during the year specifying the reasons for increase / decrease (e.g. allotment / transfer / bonus / sweat equity etc):	Nil	0.00%	500000	3.07%
	At the End of the year (or on the date of separation, if separated during the year)	500000	3.07%	500000	3.07%
2	Alken Management & Financial Services Private Limited At the beginning of the year	118963	0.73%	118963	0.73%
	Date wise Increase / Decrease in Share holding during the year specifying the reasons for increase / decrease (e.g. allotment / transfer / bonus / sweat equity etc):	Nil	0.00%	118963	0.73%
	At the End of the year (or on the date of separation, if separated during the year)	118963	0.73%	118963	0.73%
3	Sara Resinous Chemicals Pvt. Ltd. At the beginning of the year	108500	0.67%	108500	0.67%
	Date wise Increase / Decrease in Share holding during the year specifying the reasons for increase / decrease (e.g. allotment / transfer / bonus / sweat equity etc):	Nil	0.00%	108500	0.67%
	At the End of the year (or on the date of separation, if separated during the year)	108500	0.67%	108500	0.67%
4	Ameera Vinod Shah At the beginning of the year	90000	0.55%	90000	0.55%
	Date wise Increase / Decrease in Share holding during the year specifying the reasons for increase / decrease (e.g. allotment / transfer / bonus / sweat equity etc):	Nil	0.00%	90000	0.55%
	At the End of the year (or on the date of separation, if separated during the year)	90000	0.55%	90000	0.55%



5	Roopshri Finvset Pvt. Ltd. At the beginning of the year	88000	0.54%	88000	0.54%
	Date wise Increase / Decrease in Share holding during the year specifying the reasons for increase / decrease (e.g. allotment / transfer / bonus / sweat equity etc):	Nil	0.00%	88000	0.54%
	At the End of the year (or on the date of separation, if separated during the year)	88000	0.54%	88000	0.54%
6	Girdhari Sagarmal Biyani At the beginning of the year	80300	0.49%	80300	0.49%
	Date wise Increase / Decrease in Share holding during the year specifying the reasons for increase / decrease (e.g. allotment / transfer / bonus / sweat equity etc):	Nil	0.00%	80300	0.49%
	At the End of the year (or on the date of separation, if separated during the year)	80300	0.49%	80300	0.49%
7	Kosha Investment Ltd At the beginning of the year	64900	0.40%	64900	0.40%
	Date wise Increase / Decrease in Share holding during the year specifying the reasons for increase / decrease (e.g. allotment / transfer / bonus / sweat equity etc):	Nil	0.00%	64900	0.40%
	At the End of the year (or on the date of separation, if separated during the year)	64900	0.40%	64900	0.40%
8	NGL Fine-Chem Ltd. At the beginning of the year	62800	0.39%	62800	0.39%
	Date wise Increase / Decrease in Share holding during the year specifying the reasons for increase / decrease (e.g. allotment / transfer / bonus / sweat equity etc):	Nil	0.00%	62800	0.39%
	At the End of the year (or on the date of separation, if separated during the year)	62800	0.39%	62800	0.39%
9	Omprakash Khandelwal At the beginning of the year	59200	0.36%	59200	0.36%



	Date wise Increase / Decrease in Share holding during the year specifying the reasons for increase / decrease (e.g. allotment / transfer / bonus / sweat equity etc):	Nil	0.00%	59200	0.36%
	At the End of the year (or on the date of separation, if separated during the year)	59200	0.36%	59200	0.36%
10	Girdhari Sagarmal Biyani At the beginning of the year	50100	0.31%	50100	0.31%
	Date wise Increase / Decrease in Share holding during the year specifying the reasons for increase / decrease (e.g. allotment / transfer / bonus / sweat equity etc):	Nil	0.00%	50100	0.31%
	At the End of the year (or on the date of separation, if separated during the year)	50100	0.31%	50100	0.31%
(v) Shareholding of Directors and Key Managerial Personnel:					
S. No.		Shareholding at the beginning of the year		Cumulative Shareholding during the year	
		No. of shares	% of total shares of the company	No. of shares	% of total shares of the company
1	Sanjay Singh (Managing Director)				
	At the beginning of the year	2900	0.02%	2900	0.02%
	Date wise Increase / Decrease in Share holding during the year specifying the reasons for increase / decrease (e.g. allotment / transfer / bonus / sweat equity etc):	0	0	2900	0.02%
	At the End of the year	2900	0.02%	2900	0.02%
2	Pradeep Kumar Ganediwal (Non Executive Director)				
	At the beginning of the year	695000	4.26%	695000	4.26%
	Date wise Increase / Decrease in Share holding during the year specifying the reasons for increase / decrease (e.g. allotment / transfer / bonus / sweat equity etc):	0	0	695000	4.26%
	At the End of the year	695000	4.26%	695000	4.26%



3 Aneet Jain (Independent Director)		No. of shares	% of total shares of the company	No. of shares	% of total shares of the company
	At the beginning of the year	200	0.001%	200	0.001%
	Date wise Increase / Decrease in Share holding during the year specifying the reasons for increase / decrease (e.g. allotment / transfer / bonus / sweat equity etc):	0	0	200	0.001%
	At the End of the year	200	0.001%	200	0.001%
4 Rakesh Kumar Jain (Independent Director)		No. of shares	% of total shares of the company	No. of shares	% of total shares of the company
	At the beginning of the year	27600	0.17%	27600	0.17%
	Date wise Increase / Decrease in Share holding during the year specifying the reasons for increase / decrease (e.g. allotment / transfer / bonus / sweat equity etc):	0	0	27600	0.17%
	At the End of the year	27600	0.17%	27600	0.17%
5 Deepika Gandhi (Independent Director)		No. of shares	% of total shares of the company	No. of shares	% of total shares of the company
	At the beginning of the year	0	0	0	0
	Date wise Increase / Decrease in Share holding during the year specifying the reasons for increase / decrease (e.g. allotment / transfer / bonus / sweat equity etc):	0	0	0	0
	At the End of the year	0	0	0	0
6 Om Prakash Dhanotiya (Chief Financial officer)		No. of shares	% of total shares of the company	No. of shares	% of total shares of the company
	At the beginning of the year	25000	0.15%	25000	0.15%
	Date wise Increase / Decrease in Share holding during the year specifying the reasons for increase / decrease (e.g. allotment / transfer / bonus / sweat equity etc):	0	0	25000	0.15%
	At the End of the year	25000	0.15%	25000	0.15%



7	Mr. Shailendra Agrawal (Company Secretary)	No. of shares	% of total shares of the company	No. of shares	% of total shares of the company
		At the beginning of the year	0	0	0
	Date wise Increase / Decrease in Share holding during the year specifying the reasons for increase / decrease (e.g. allotment / transfer / bonus / sweat equity etc):	0	0	0	0
	At the End of the year	0	0	0	0

V. INDEBTEDNESS

Indebtedness of the Company including interest outstanding/accrued but not due for payment (In Lacs)

	Secured Loans excluding deposits	Unsecured Loans	Deposits	Total Indebtedness
Indebtedness at the beginning of the financial year				
i) Principal Amount	21.03	Nil	Nil	21.03
ii) Interest due but not paid	0.18			0.18
iii) Interest accrued but not due				
Total (i+ii+iii)	21.21	Nil	Nil	21.21
Change in Indebtedness during the financial year				
· Addition	Nil	Nil	Nil	Nil
· Reduction	20.13	Nil	Nil	20.13
Net Change	(20.13)	Nil	Nil	(20.13)
Indebtedness at the end of the financial year				
i) Principal Amount	1.08	Nil	Nil	1.08
ii) Interest due but not paid	Nil	Nil	Nil	Nil
iii) Interest accrued but not due	Nil	Nil	Nil	Nil
Total (i+ii+iii)	1.08	Nil	Nil	1.08

VI. REMUNERATION OF DIRECTORS AND KEY MANAGERIAL PERSONNEL

A. Remuneration to Managing Director, Whole-time Directors and/or Manager:

S. No.	Particulars of Remuneration	Name of MD/WTD/ Manager	Total Amount
		Sanjay Singh (Managing Director)	
1.	Gross salary		



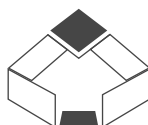
	(a) Salary as per provisions contained in section 17(1) of the Income-tax Act, 1961 (b) Value of perquisites u/s 17(2) Income-tax Act, 1961 (c) Profits in lieu of salary under section 17(3) Income- tax Act, 1961	Nil	Nil
2.	Stock Option	Nil	Nil
3.	Sweat Equity	Nil	Nil
4.	Commission - as % of profit - others, specify...	Nil	Nil
5.	Others, please specify	Nil	Nil
	Total (A)	Nil	Nil
	Ceiling as per the Act	-	-

B. Remuneration to other directors:

Particulars of Remuneration	Name of Directors			Total Amount
	Rakesh Jain	Aneet Jain	Deepika Gandhi	
1. Independent Directors				
· Fee for attending board committee meetings · Commission · Others, please specify	Nil	Nil	Nil	Nil
Total (1)	Nil	Nil	Nil	Nil
2. Other Non-Executive Directors (Pradeep Kumar Ganeediwal)				
· Fee for attending board committee meetings · Commission · Others, please specify	Nil	Nil	Nil	Nil
Total (2)	Nil	Nil	Nil	Nil
Total (B)=(1+2)	Nil	Nil	Nil	Nil
Total Managerial Remuneration	Nil	Nil	Nil	Nil
Overall Ceiling as per the Act	N.A.	N.A.	N.A.	N.A.

C. REMUNERATION TO KEY MANAGERIAL PERSONNEL OTHER THAN MD/MANAGER/WTD

Sl. No.	Particulars of Remuneration	Key Managerial Personnel			
		CEO	Company Secretary	CFO	Total
1.	Gross salary (a) Salary as per provisions contained in section 17(1) of the Income-tax Act, 1961 (b) Value of perquisites u/s 17(2) Income-tax Act, 1961 (c) Profits in lieu of salary under section 17(3) Income-tax Act, 1961	Nil	5,30,000/-	2,25,120/-	7,55,120/-
		Nil	Nil	Nil	Nil
		Nil	Nil	Nil	Nil



2.	Stock Option	Nil	Nil	Nil	Nil
3.	Sweat Equity	Nil	Nil	Nil	Nil
4.	Commission - as % of profit - others, specify...	Nil	Nil	Nil	Nil
5.	Others, please specify	Nil	Nil	Nil	Nil
	Total	0	5,30,000/-	2,25,120/-	7,55,120/-

VII. PENALTIES / PUNISHMENT / COMPOUNDING OF OFFENCES: NIL

Place: Indore
Date: 13th August, 2016

**For and on behalf of the Board of Directors
MID INDIA INDUSTRIES LIMITED**

Sanjay Singh
Managing Director
DIN 01548011

Rakesh Kumar Jain
Director
DIN 01548417

